

Pisz literki po śladzie, a potem samodzielnie. Dokończ uzupełnianki.

Przyklej naklejkę i pokoloruj rysunek.

A



jak...

A a A a A a

A a

B




jak...

B b B b B b

B b

Pisz literki po śladzie, a potem samodzielnie. Dokończ uzupełnianki. Przyklej naklejki i pokoloruj rysunki.


K k K k K k
K k



M m M m M
M m




L l L l L l
L l



N n N n N n
N n

Pisz literki po śladzie, a potem samodzielnie. Dokończ uzupełnianki. Przyklej naklejkę i pokoloruj rysunek.

Handwriting practice box with a dotted border. The first row contains five lowercase 'a' characters on a four-line grid: the first is solid, and the others are dotted. The second row contains one dotted lowercase 'a' followed by four blank lines for independent practice.



jak
w wyrazie...



jak
w wyrazie...

Handwriting practice box with a dotted border. The first row contains five lowercase 'a' characters on a four-line grid: the first is solid, and the others are dotted. The second row contains one dotted lowercase 'a' followed by four blank lines for independent practice.