

Poznaj Bajkowe literki



pisz literki
po śladzie

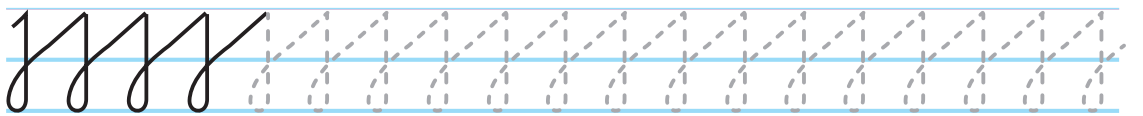
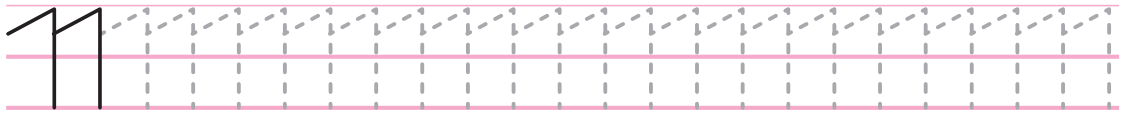
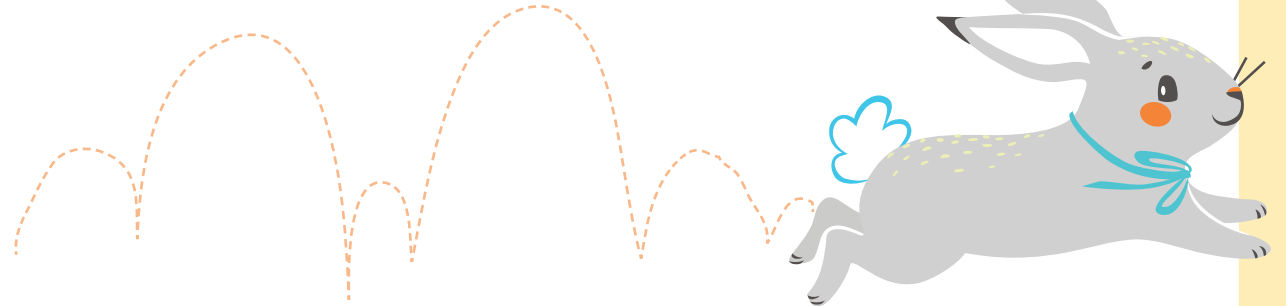
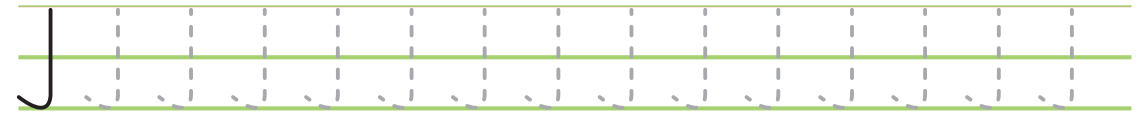
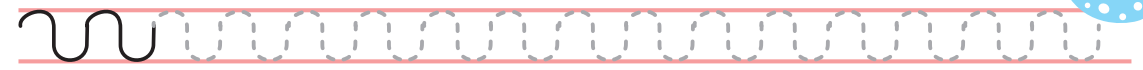
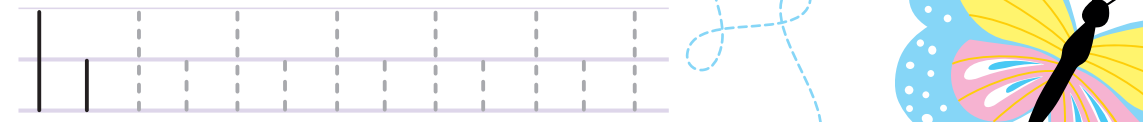
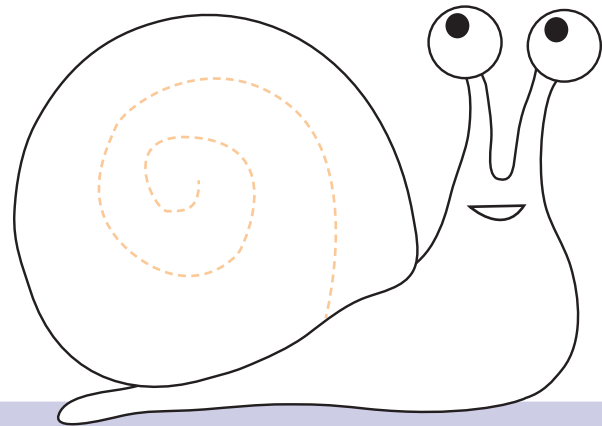
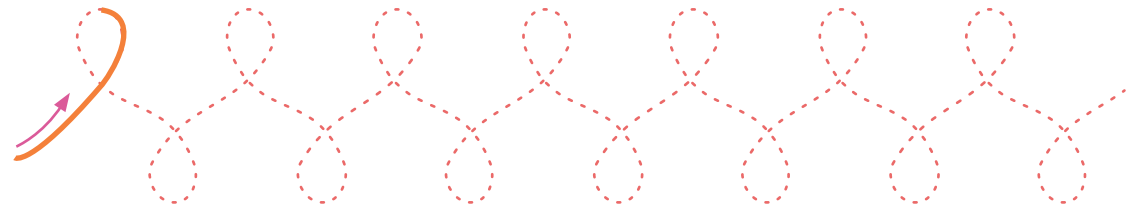


przyklej bajkową
naklejkę

The image shows two educational worksheets. The left worksheet is for the letter 'c'. It has a tracing section with lowercase 'c' and uppercase 'C' on a grid. Below this is a large illustration of butterflies and a bee. The word 'cytrynek' is written near the bee, and 'cykada' is written near the bee. There are also small 'c' and 'C' characters for independent writing. The right worksheet is for the letter 'd'. It has a tracing section with lowercase 'd' and uppercase 'D' on a grid. Below this is a large illustration of a bird and two dolphins. The word 'dudek' is written near the bird, and 'delfin' is written near the dolphins. There are also small 'd' and 'D' characters for independent writing.

pisz samodzielnie

pokoloruj rysunek


Zanim poznasz literki, rozgrzej rączkę.



a a a a a a

A A A A A

A



alpaca



antylopa

a a

A A

a a

A A

B

b b b b b b

B B B B B B

b b

B B


b b

B B



borcak

b B





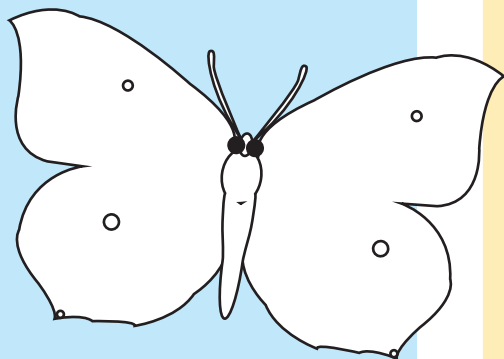

bizon




bocian

c c c c c c c c c c

C C C C C C C C C C



cytrynek



cykada

c c

C C

c c

C C



d d d d d d d d

D D D D D D D D

d d

D D

d d

D D



dudek

d D

delfin

