





przyklej naklejkę



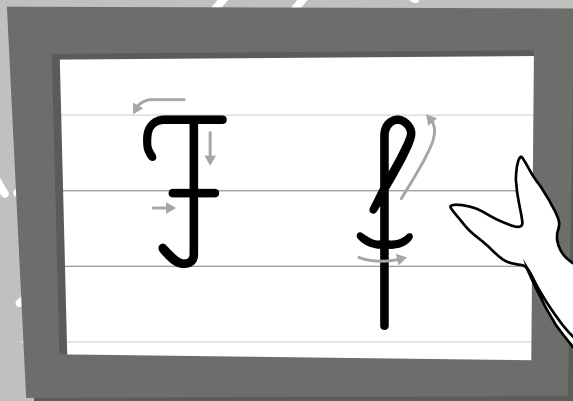


Handwriting practice area for the letter 'C'. It consists of four rows of horizontal lines. The first row contains seven light gray cursive 'C's for tracing. The second row contains one light gray cursive 'C' for tracing. The third row contains seven light gray cursive 'c's for tracing. The fourth row contains one light gray cursive 'c' for tracing.

Handwriting practice area for the letter 'E'. It consists of four rows of horizontal lines. The first row contains seven light gray cursive 'E's for tracing. The second row contains one light gray cursive 'E' for tracing. The third row contains seven light gray cursive 'e's for tracing. The fourth row contains one light gray cursive 'e' for tracing.




przyklej naklejkę



Handwriting practice area for the letter 'D'. It consists of four rows of horizontal lines. The first row contains seven light gray cursive 'D's for tracing. The second row contains one light gray cursive 'D' for tracing. The third row contains seven light gray cursive 'd's for tracing. The fourth row contains one light gray cursive 'd' for tracing.

Handwriting practice area for the letter 'F'. It consists of four rows of horizontal lines. The first row contains seven light gray cursive 'F's for tracing. The second row contains one light gray cursive 'F' for tracing. The third row contains seven light gray cursive 'f's for tracing. The fourth row contains one light gray cursive 'f' for tracing.


K k



przyklej naklejkę

L l

przyklej naklejkę



K K K K K K K

K

k k k k k k k

k


L L L L L L L

L

l l l l l l l

l

M m



przyklej naklejkę

M m

M M M M M M M

M

m m m m m m m

m

M M M M M M M

M

m m m m m m m

m

